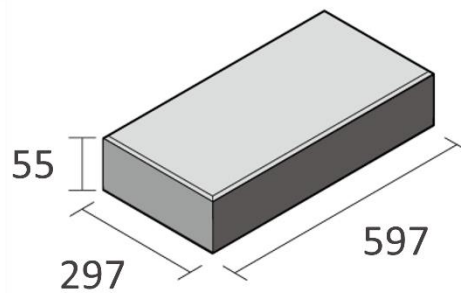
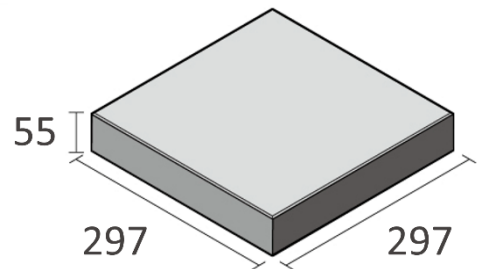
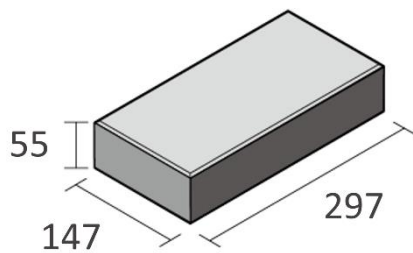
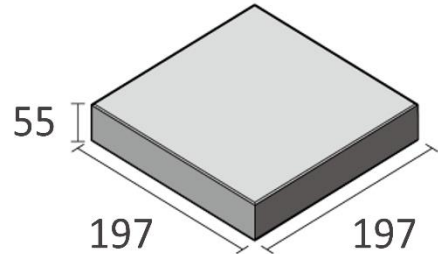
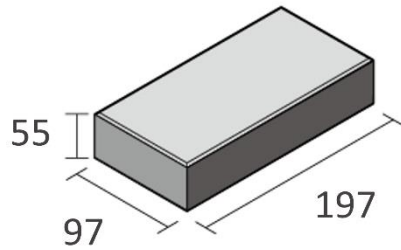


Cerama Pave

Fully Permeable Recycled Ceramic Pavers



Nominal Size (mm) *

Work Size (mm)

Kg/unit

200 x 100 x 55

197 x 97 x 55

1.97

200 x 200 x 55

197 x 197 x 55

3.80

300 x 150 x 55

297 x 147 x 55

4.56

300 x 300 x 55

297 x 297 x 55

8.90

600 x 300 x 55

597 x 297 x 55

17.80

* includes 3 mm spacers on each side, providing a 3 mm gap joint.